

DIRECTIONS FOR USE

Purewick™

FEMALE EXTERNAL CATHETER

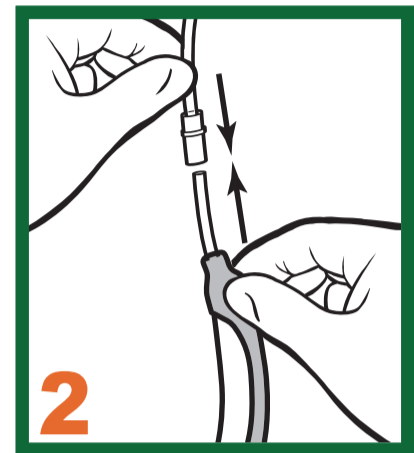
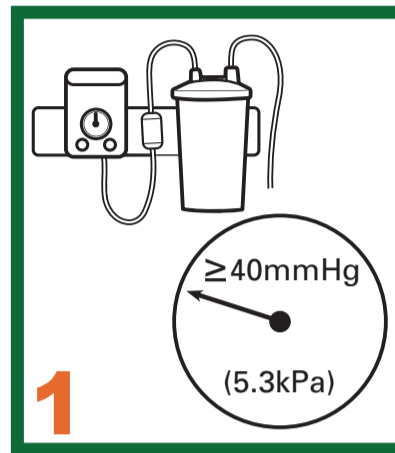
Main Point of Contact:

Simple, non-invasive urine management for women

Ensure you receive instructions prior to use to avoid potential skin damage or irritation

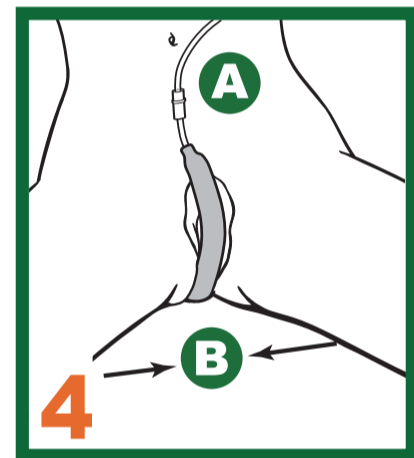
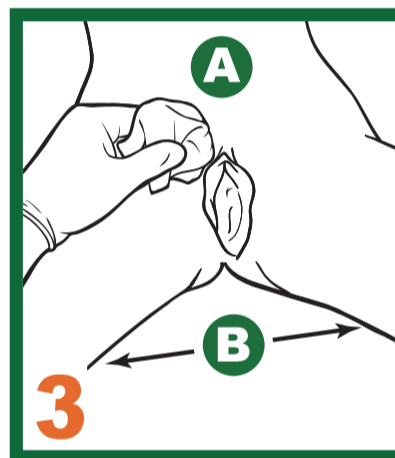
SET UP

1. Connect canister to wall suction and set to 40mmHg (5.3kPa) continuous suction.
2. Using standard suction tubing, connect the Purewick™ Female External Catheter to the collection canister.



PLACEMENT

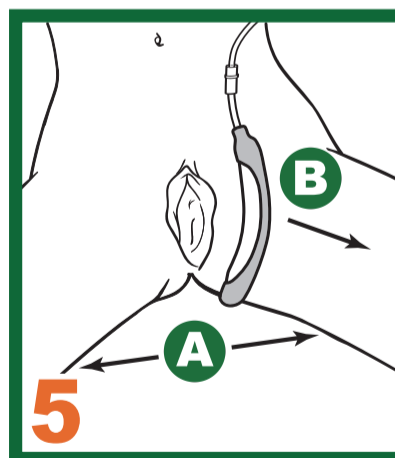
3. **A** Perform perineal care and assess skin integrity. **B** Separate legs, gluteus muscles, and labia. Palpate pubic bone as anatomical marker.
4. **A** With soft gauze side facing patient, align distal end at gluteal cleft. Gently tuck soft gauze side between separated gluteus and labia.
B Slowly place legs back together.



Ensure patient documentation is complete

REMOVAL & MAINTENANCE

5. **A** Fully separate the legs, gluteus, and labia.
B To avoid potential skin injury upon removal, gently pull the Purewick™ Female External Catheter directly outward. Ensure suction is maintained while removing.
6. Replace every 8-12 hours or if soiled with faeces or blood. Assess skin for compromise and perform perineal care prior to placement of a new Purewick™ Female External Catheter.



Bard Limited, Forest House,
Tilgate Forest Business Park,
Brighton Road, Crawley,
West Sussex RH11 9BP
www.crbard.com/medical

BD, the BD Logo, Bard and Purewick are trademarks of Becton, Dickinson and Company. All other trademarks are the property of their respective owners. © 2019 BD and subsidiaries. All rights reserved.

Indications: The Purewick™ Female External Catheter is intended for non-invasive urine output management in female patients.

This device is not made with natural rubber latex.

Contraindications: The Purewick™ Female External Catheter should not be used on patients with urinary retention.

Warnings: To avoid potential skin injury, never push or pull the Purewick™ Female External Catheter against the skin during placement or removal. Never insert the Purewick™ Female External Catheter into the vagina, anal canal, or other body cavities. Do not use the Purewick™ Female External Catheter with a bedpan or any material that does not allow for sufficient airflow. Discontinue use if an allergic reaction occurs. After use, this product may be a potential biohazard. Dispose of in accordance with applicable local policies and regulations.

Please consult package insert for more detailed safety information and instructions for use.

0319/3844

